

FINANCIALS

Year-Over-Year Financial Results

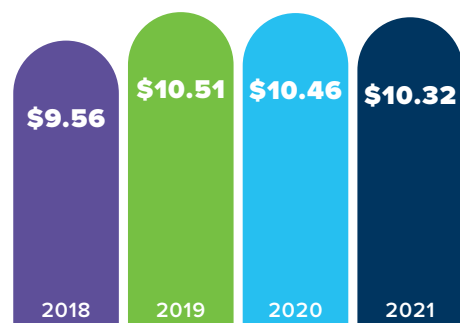
GROSS WRITTEN PREMIUM

(in billions, except per-share data)

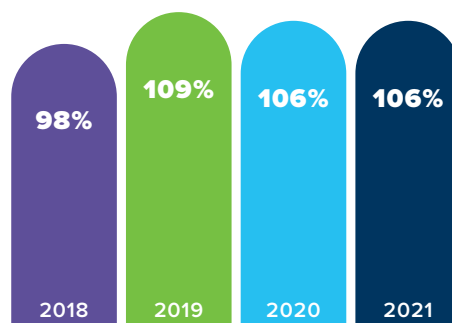
U.S.
\$2.07

INTERNATIONAL
\$1.11

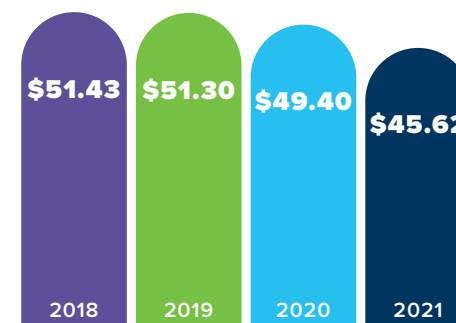
TOTAL
\$3.18



TOTAL ASSETS



COMBINED RATIO



BOOK VALUE PER SHARE

[See the full 2021 Annual Report](#)